



SUMMARY OF PRODUCT CHARACTERISTICS

1. NAME OF THE MEDICINAL PRODUCT

RESPIRO-D 50 mcg/500 mcg Capsules with Inhalation Powder

2. QUALITATIVE AND QUANTITATIVE COMPOSITION

Active substance:

Each capsule contains 72.6 mcg salmeterol xinafoate equivalent to 50 mcg salmeterol and 500 mcg fluticasone propionate

Excipient (s):

For the full list of excipients, see section 6.1.

3. PHARMACEUTICAL FORM

Capsules with inhalation powder

Transparent capsule containing white to off-white powder.

4. CLINICAL PARTICULARS

4.1. Therapeutic indications

It is indicated for the improvement and control of asthma symptoms. It is administered starting from the third step in stepwise treatment of asthma disease. It reduces symptoms and frequency of the attacks in moderate and severe COPD cases.

4.2. Posology and method of administration

Posology/frequency and duration of administration:

RESPIRO-D is for inhalation use only.

Patients should be made aware that RESPIRO-D must be used daily for optimum benefit, even when asymptomatic.

Patients should be regularly reassessed by a doctor, so that the strength of RESPIRO-D they are receiving remains optimal and is only changed on medical advice.

Recommended Doses:

Asthma

Adults and adolescents 12 years and older:

- One inhalation of 50 mcg salmeterol and 100 mcg fluticasone propionate twice daily.
- One inhalation of 50 mcg salmeterol and 250 mcg fluticasone propionate twice daily.
- One inhalation of 50 mcg salmeterol and 500 mcg fluticasone propionate twice daily.

The dose should be titrated to the lowest dose at which effective control of symptoms is maintained. Where the control of symptoms is maintained with the lowest strength of the combination given twice daily then the next step could include a test of inhaled corticosteroid alone.

As an alternative, patients requiring a long-acting β_2 agonist could be titrated to RESPIRO-D given once daily if, in the opinion of the prescriber, it would be adequate to maintain disease control. In the

event of once daily dosing when the patient has a history of nocturnal symptoms the dose should be given at night and when the patient has a history of mainly daytime symptoms the dose should be given in the morning.

A short-term trial of RESPIRO-D may be considered as initial maintenance therapy in adults or adolescents with moderate persistent asthma (defined as patients with daily symptoms, daily rescue use and moderate to severe airflow limitation) for whom rapid control of asthma is essential. In these cases, the recommended initial dose is one inhalation of 50 micrograms salmeterol and 100 micrograms fluticasone propionate twice daily. Once control of asthma is attained treatment should be reviewed and consideration given as to whether patients should be stepped down to an inhaled corticosteroid alone. Regular review of patients as treatment is stepped down is important.

A clear benefit has not been shown as compared to inhaled fluticasone propionate alone used as initial maintenance therapy when one or two of the criteria of severity are missing. In general, inhaled corticosteroids remain the first line treatment for most patients. RESPIRO-D is not intended for the initial management of mild asthma. RESPIRO-D 50 mcg/100 mcg strength is not appropriate in adults and children with severe asthma; it is recommended to establish the appropriate dosage of inhaled corticosteroid before any fixed-combination can be used in patients with severe asthma.

Children 4 years and older:

- One inhalation of 50 mcg salmeterol and 100 micrograms fluticasone propionate twice daily.

Chronic Obstructive Pulmonary Disease (COPD)

Adults:

- One inhalation of 50 micrograms salmeterol and 500 micrograms fluticasone propionate twice daily.

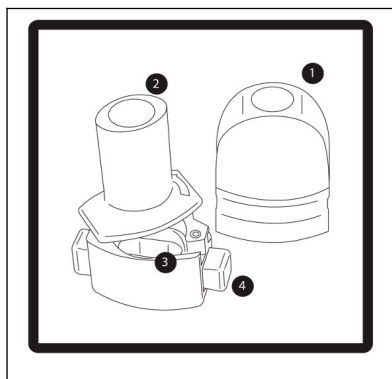
Method of administration:

RESPIRO-D is for inhalation use only.

Inhalation should be made every day, at the same time of day, with the use of the inhalation device.

After opening the cover of the inhaler, the mouthpiece is placed in the mouth and the lips are closed. After the dose is inhaled, the cover of the device is closed again.

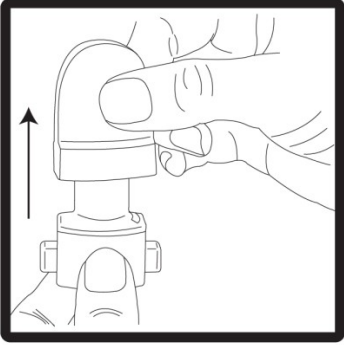

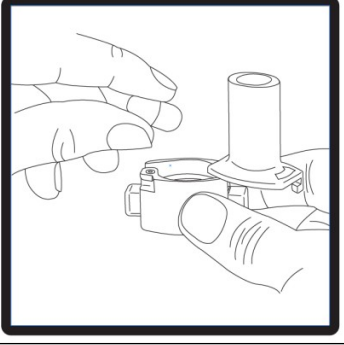

Parts of Inhaler


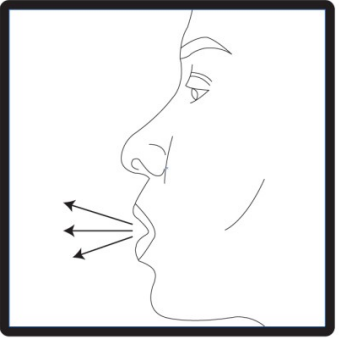



1. Cover
2. Mouthpiece
3. Capsule chamber
4. Piercing buttons

Instructions for Inhaler Use

The inhaler is a device specially designed for the inhalation of RESPIRO-D capsules. It should not be used to take any other medicine.

	<p>1. Pull off the cap.</p>
	<p>2. While holding the lower part of the device firmly, open the mouthpiece by turning it in the direction of the arrow.</p>
	<p>3. Take the capsule out of its package just before using it. Place a capsule in the capsule-shaped chamber at the base of the device.</p>
	<p>4. Twist the mouthpiece to close it.</p>

	<p>5. Hold the device upright (mouthpiece up) and simultaneously press the side buttons ONLY ONCE. Leave the buttons after the capsule is pierced. <u>Please note:</u> During this procedure, the capsule may break apart and there is a possibility of small gelatin capsule fragments getting into the mouth and throat during inhalation. Gelatin pieces are harmless and are digested after ingestion. Unpacking the capsule just before use and pressing the side tabs only once to burst the capsule minimizes the risk of capsule rupture (see step 3).</p>
	<p>6. Breathe out as slowly and deeply as possible.</p>
	<p>7. Place the mouthpiece in your mouth and tilt your head back slightly. Close your lips tightly around the mouthpiece and take a deep breath as quickly and deeply as you can. As the powder disperses, you will hear a "buzz" sound caused by the capsule spinning in its chamber. If you have not heard this sound, the capsule may be stuck in the capsule chamber. In this case, open the device and loosen the capsule by moving it in its chamber. DO NOT press the buttons more than once to loosen the capsule.</p>
<p>8. After you hear the buzzing sound, hold your breath for as long as possible without discomfort as you remove the device from your mouth. Then continue breathing normally. Open the device and check if there is any dust in the capsule. If there is any powder left in the capsule, repeat steps 6, 7 and 8.</p>	
<p>9. Discard the empty capsule after use and close the mouthpiece.</p>	

Cleaning of the inhaler

Mouthpiece and capsule chamber should be wiped with a DRY, clean cloth to remove dust residues. A clean soft brush can also be used for this purpose.

Capsules should not be exposed to extreme temperatures.

RESPIRO-D capsules contain only a small amount of powder and therefore are only partially filled.

Additional information on special populations

Renal impairment

No dose adjustment is needed in patients with renal impairment.

Hepatic impairment



There are no data available for use of salmeterol/fluticasone in patients with hepatic impairment.

Pediatric population:

The maximum dose of fluticasone propionate that children could take is 100 mcg twice a day. No data are available in children under 4 years of age.

Geriatric population:

No dose adjustment is needed.

4.3. Contraindications

Hypersensitivity to any of the active substances or to the excipients (see section 6.1).

4.4. Special warnings and precautions for use

Long-acting beta-agonist preparations may rarely cause severe and sometimes fatal asthma-related respiratory problems.

RESPIRO-D is not recommended for initial treatment of asthma.

Long-acting β -agonists should be used for the shortest period of time required to achieve control of asthma symptoms and then discontinued, if possible, once asthma control is achieved. Patients should then be maintained on asthma controller medication.

To ensure compliance with both drugs in pediatric and adolescent patients using long-acting beta-agonist in addition to inhaled corticosteroid, an inhaled corticosteroid and a combination preparation containing long-acting beta agonist should be used.

Patients should not be initiated on RESPIRO-D treatment during an exacerbation, or if they have significantly worsening or acutely deteriorating asthma.

Salmeterol should not be used as monotherapy alone in asthmatic patients.

Deterioration of disease

RESPIRO-D is not for relief of acute symptoms for which a fast- and short-acting bronchodilator (e.g., salbutamol) is required. Patients should be advised to have their relief medication available at all times.

Patients should not be initiated on RESPIRO-D treatment during an exacerbation, or if they have significantly worsening or acutely deteriorating asthma.

Serious asthma-related adverse events and exacerbations may occur during treatment with RESPIRO-D. Patients should be asked to continue treatment but to seek medical advice if asthma symptoms remain uncontrolled or worsen after initiation of the treatment with RESPIRO-D.

Increased requirements for use of reliever medication (short-acting bronchodilators), or decreased response to reliever medication indicate deterioration of asthma control and patients should be reviewed by a physician.

Sudden and progressive deterioration in control of asthma is potentially life-threatening and the patient should undergo urgent medical assessment. Consideration should be given to increasing



corticosteroid therapy.

Once asthma symptoms are controlled, consideration may be given to gradually reducing the dose of RESPIRO. Regular review of patients as treatment is stepped down is important. The lowest effective dose of RESPIRO-D should be used (see section 4.2).

For patients with COPD experiencing exacerbations, treatment with systemic corticosteroids is typically indicated, therefore patients should be instructed to seek medical attention if symptoms deteriorate with RESPIRO-D

Treatment with RESPIRO-D should not be stopped abruptly in patients with asthma due to risk of exacerbation. Therapy should be down-titrated under physician supervision. For patients with COPD cessation of therapy may also be associated with symptomatic decompensation and should be supervised by a physician.

As with all inhaled medication containing corticosteroids, RESPIRO-D should be administered with caution in patients with active or quiescent pulmonary tuberculosis and fungal, viral or other infections of the airway. Appropriate treatment should be promptly instituted, if necessary.

Cardiovascular effects

Rarely, RESPIRO-D may cause cardiac arrhythmias e.g. supraventricular tachycardia, extrasystoles and atrial fibrillation, and a mild transient reduction in serum potassium at high therapeutic doses. RESPIRO-D should be used with caution in patients with severe cardiovascular disorders or heart rhythm abnormalities and in patients with diabetes mellitus, thyrotoxicosis, uncorrected hypokalemia or patients predisposed to low levels of serum potassium.

Hyperglycemia

There have been very rare reports of increases in blood glucose levels (see section 4.8) and this should be considered when prescribing to patients with a history of diabetes mellitus.

Paradoxical bronchospasm

As with other inhalation therapy paradoxical bronchospasm may occur with an immediate increase in wheezing and shortness of breath after dosing. Paradoxical bronchospasm responds to a rapid-acting bronchodilator and should be treated straightaway. RESPIRO-D should be discontinued immediately, the patient assessed and alternative therapy instituted if necessary.

The pharmacological side effects of beta₂ agonist treatment, such as tremor, palpitations and headache, have been reported, but tend to be transient and reduce with regular therapy.

Systemic corticosteroid effects

Systemic effects may occur with any inhaled corticosteroid, particularly at high doses prescribed for long periods. These effects are much less likely to occur than with oral corticosteroids. Possible systemic effects include Cushing's syndrome, Cushingoid features, adrenal suppression, decrease in bone mineral density, cataract and glaucoma and more rarely, a range of psychological or behavioral effects including psychomotor hyperactivity, sleep disorders, anxiety, depression or aggression (particularly in children). (see Pediatric population sub-heading below for information on the systemic effects of inhaled corticosteroids in children and adolescents). **It is important, therefore, that the patient is reviewed regularly and the dose of inhaled corticosteroid is reduced to the lowest dose at which effective control of asthma is maintained.**



Prolonged treatment of patients with high doses of inhaled corticosteroids may result in adrenal suppression and acute adrenal crisis. Very rare cases of adrenal suppression and acute adrenal crisis have also been described with doses of fluticasone propionate between 500 and less than 1000 micrograms. Situations, which could potentially trigger acute adrenal crisis include trauma, surgery, infection or any rapid reduction in dosage. Presenting symptoms are typically vague and may include anorexia, abdominal pain, weight loss, tiredness, headache, nausea, vomiting, hypotension, decreased level of consciousness, hypoglycemia, and seizures. Additional systemic corticosteroid cover should be considered during periods of stress or elective surgery.

The benefits of inhaled fluticasone propionate therapy should minimize the need for oral steroids, but patients transferring from oral steroids may remain at risk of impaired adrenal reserve for a considerable time. Therefore these patients should be treated with special care and adrenocortical function regularly monitored. Patients who have required high dose emergency corticosteroid therapy in the past may also be at risk. This possibility of residual impairment should always be borne in mind in emergency and elective situations likely to produce stress, and appropriate corticosteroid treatment must be considered. The extent of the adrenal impairment may require specialist advice before elective procedures.

Ritonavir can greatly increase the concentration of fluticasone propionate in plasma. Therefore, concomitant use should be avoided, unless the potential benefit to the patient outweighs the risk of systemic corticosteroid side effects. There is also an increased risk of systemic side effects when combining fluticasone propionate with other potent CYP3A inhibitors (see section 4.5).

Pneumonia in patients with COPD

An increase in the incidence of pneumonia, including pneumonia requiring hospitalization, has been observed in patients with COPD receiving inhaled corticosteroids. There is some evidence of an increased risk of pneumonia with increasing steroid dose but this has not been demonstrated conclusively across all studies.

There is no conclusive clinical evidence for intra-class differences in the magnitude of the pneumonia risk among inhaled corticosteroid products.

Physicians should remain vigilant for the possible development of pneumonia in patients with COPD as the clinical features of such infections overlap with the symptoms of COPD exacerbations.

Risk factors for pneumonia in patients with COPD include current smoking, older age, low body mass index and severe COPD.

Interactions with potent CYP3A4 inhibitors

Concomitant use of systemic ketoconazole significantly increases systemic exposure to salmeterol. This may lead to an increase in the incidence of systemic effects (e.g. prolongation in the QTc interval and palpitations). Concomitant treatment with ketoconazole or other potent CYP3A4 inhibitors should therefore be avoided unless the benefits outweigh the potentially increased risk of systemic side effects of salmeterol treatment (see section 4.5).

Visual disturbance

Visual disturbance may be reported with systemic and topical corticosteroid use. If a patient presents with symptoms such as blurred vision or other visual disturbances, the patient should be considered for referral to an ophthalmologist for evaluation of possible causes, which may include cataract, glaucoma or rare diseases such as central serous chorioretinopathy (CSCR) which have been reported



after use of systemic and topical corticosteroids.

Pediatric population

Children and adolescents <16 years taking high doses of fluticasone propionate (typically ≥ 1000 micrograms/day) may be at particular risk. Systemic effects may occur, particularly at high doses prescribed for long periods. Possible systemic effects include Cushing's syndrome, Cushingoid features, adrenal suppression, acute adrenal crisis and growth retardation in children and adolescents and more rarely, a range of psychological or behavioral effects including psychomotor hyperactivity, sleep disorders, anxiety, depression or aggression. Consideration should be given to referring the child or adolescent to a pediatric respiratory specialist.

It is recommended that the height of children receiving prolonged treatment with inhaled corticosteroid is regularly monitored. **The dose of inhaled corticosteroid should be reduced to the lowest dose at which effective control of asthma is maintained.**

4.5. Interaction with other medicinal products and other forms of interaction

Beta adrenergic blockers may weaken or antagonize the effect of salmeterol. Both non-selective and selective beta-blockers should be avoided unless there are compelling reasons for their use. Potentially serious hypokalemia may result from beta₂ agonist therapy. Particular caution is advised in acute severe asthma as this effect may be potentiated by concomitant treatment with xanthine derivatives, steroids and diuretics.

Concomitant use of other beta-adrenergic containing drugs can have a potentially additive effect.

Fluticasone propionate

Under normal circumstances, low plasma concentrations of fluticasone propionate are achieved after inhaled dosing, due to extensive first pass metabolism and high systemic clearance mediated by cytochrome CYP3A4 in the gut and liver. Hence, clinically significant drug interactions mediated by fluticasone propionate are unlikely.

In an interaction study in healthy subjects with intranasal fluticasone propionate, ritonavir (a highly potent cytochrome CYP3A4 inhibitor) 100 mg b.i.d. increased the fluticasone propionate plasma concentrations several hundred fold, resulting in markedly reduced serum cortisol concentrations. Information about this interaction is lacking for inhaled fluticasone propionate, but a marked increase in fluticasone propionate plasma levels is expected. Cases of Cushing's syndrome and adrenal suppression have been reported. The combination should be avoided unless the benefit outweighs the increased risk of systemic glucocorticoid side effects.

In a small study in healthy volunteers, the slightly less potent CYP3A inhibitor ketoconazole increased the exposure of fluticasone propionate after a single inhalation by 150%. This resulted in a greater reduction of plasma cortisol as compared with fluticasone propionate alone. Co-treatment with other potent CYP3A inhibitors, such as itraconazole and cobicistat-containing products, and moderate CYP3A inhibitors, such as erythromycin, is also expected to increase the systemic fluticasone propionate exposure and the risk of systemic side effects. Combinations should be avoided unless the benefit outweighs the potential increased risk of systemic corticosteroid side-effects, in which case patients should be monitored for systemic corticosteroid side effects.

Salmeterol

Potent CYP3A4 inhibitors



Co-administration of ketoconazole (400 mg orally once daily) and salmeterol (50 micrograms inhaled twice daily) in 15 healthy subjects for 7 days resulted in a significant increase in plasma salmeterol exposure (1.4-fold C_{max} and 15-fold AUC). This may lead to an increase in the incidence of other systemic effects of salmeterol treatment (e.g. prolongation of QTc interval and palpitations) compared with salmeterol or ketoconazole treatment alone (see section 4.4).

Clinically significant effects were not seen on blood pressure, heart rate, blood glucose and blood potassium levels. Co-administration with ketoconazole did not increase the elimination half-life of salmeterol or increase salmeterol accumulation with repeat dosing.

The concomitant administration of ketoconazole should be avoided, unless the benefits outweigh the potentially increased risk of systemic side effects of salmeterol treatment. There is likely to be a similar risk of interaction with other potent CYP3A4 inhibitors (e.g. itraconazole, telithromycin, ritonavir).

Moderate CYP 3A4 inhibitors

Co-administration of erythromycin (500 mg orally 3 times a day) and salmeterol (50 micrograms inhaled twice daily) in 15 healthy subjects for 6 days resulted in a small but non-statistically significant increase in salmeterol exposure (1.4-fold C_{max} and 1.2-fold AUC). Co-administration with erythromycin was not associated with any serious adverse effects.

4.6 Fertility, pregnancy and lactation

General recommendation

Pregnancy category: C

Women of childbirth potential/Contraception

There is no information on whether RESPIRO D has an effect on birth control methods.

Pregnancy

A large amount of data on pregnant women (more than 1000 pregnancy outcomes) indicates no malformative or fetoneonatal toxicity related to salmeterol and fluticasone propionate. Animal studies have shown reproductive toxicity after administration of beta₂-adrenoreceptor agonists and glucocorticosteroids (see section 5.3).

Administration of RESPIRO-D to pregnant women should only be considered if the expected benefit to the mother is greater than any possible risk to the fetus.

The lowest effective dose of fluticasone propionate needed to maintain adequate asthma control should be used in the treatment of pregnant women.

Studies on animals are insufficient in terms of effects on pregnancy / and-or / embryonal / fetal development / and-or / birth / and-or / postpartum development (see section 5.3). The potential risk for humans is unknown.

RESPIRO-D should not be used during pregnancy unless necessary (conditions should be specified).

Lactation

It is unknown whether salmeterol and fluticasone propionate/metabolites are excreted in human



milk.

Studies have shown that salmeterol and fluticasone propionate, and their metabolites, are excreted into the milk of lactating rats.

A risk to breastfed newborns/infants cannot be excluded. A decision must be made whether to discontinue breastfeeding or to discontinue RESPIRO-D therapy taking into account the benefit of breastfeeding for the child and the benefit of therapy for the woman.

Reproductive ability / Fertility

There are no data in humans. However, animal studies showed no effects of salmeterol or fluticasone propionate on fertility.

4.7. Effects on ability to drive and use machines

RESPIRO-D has no or negligible influence on the ability to drive and use machines.

4.8. Undesirable effects

As RESPIRO-D contains salmeterol and fluticasone propionate, the type and severity of adverse reactions associated with each of the compounds may be expected. There is no incidence of additional adverse events following concurrent administration of the two compounds.

Adverse events that have been associated with salmeterol/fluticasone propionate are given below, listed by system organ class and frequency.

Frequencies are defined as:

Very common ($\geq 1/10$), common ($\geq 1/100$ and $< 1/10$), uncommon ($\geq 1/1,000$ and $< 1/100$), rare ($\geq 1/10,000$ and $< 1/1,000$), very rare ($< 1/10,000$), not known (not established by available data).

Frequencies were derived from clinical trial data. The incidence in placebo was not taken into account.

Infections and infestations

Common: Candidiasis of the mouth and throat, pneumonia^{1,3,5} (in COPD patients), bronchitis^{1,3}

Rare: Esophageal candidiasis

Immune system disorders

Hypersensitivity reactions with the following manifestations:

Uncommon: Cutaneous hypersensitivity reactions, dyspnea

Rare: Angioedema (mainly facial and oropharyngeal edema), respiratory symptoms (bronchospasm), anaphylactic reactions including anaphylactic shock

Endocrine disorders

Rare⁴: Cushing's syndrome, Cushingoid features, adrenal suppression, growth retardation in children and adolescents, decreased bone mineral density

Metabolism and nutrition disorders

Common: Hypokalemia³

Uncommon: Hyperglycemia⁴



Psychiatric disorders

Uncommon: Anxiety, sleep disorders
Very rare: Behavioral changes, including psychomotor hyperactivity and irritability (predominantly in children)
Not known: Depression, aggression (especially in children)

Nervous system disorders

Very common: Headache¹
Uncommon: Tremor

Eye disorders

Uncommon: Cataract
Rare: Glaucoma⁴
Not known: Vision blurred⁴

Cardiac disorders

Uncommon: Tachycardia, palpitations, atrial fibrillation, angina pectoris
Rare: Cardiac arrhythmias (including supraventricular tachycardia and extrasystoles)

Respiratory, thoracic and mediastinal disorders

Very common: Nasopharyngitis^{2,3}
Common: Throat irritation, hoarseness/dysphonia, sinusitis^{1,3}
Rare: Paradoxical bronchospasm⁴

Skin and subcutaneous tissue disorders

Common: Contusions^{1,3}

Musculoskeletal and connective tissue and bone disorders

Common: Muscle cramps, traumatic fractures^{1,3}, arthralgia, myalgia

1. Reported commonly in placebo
2. Reported very commonly in placebo
3. Reported over 3 years in a COPD study
4. See section 4.4
5. See section 5.1.

Description of selected adverse reactions

The pharmacological side effects of beta₂-agonist treatment, such as tremor, palpitations and headache, have been reported, but tend to be transient and reduce with regular therapy.

As with other inhalation therapy paradoxical bronchospasm may occur with an immediate increase in wheezing and shortness of breath after dosing. Paradoxical bronchospasm responds to a rapid-acting bronchodilator and should be treated straightaway. RESPIRO-D should be discontinued immediately, the patient assessed and alternative therapy instituted if necessary.

Due to the fluticasone propionate component, hoarseness and candidiasis (thrush) of the mouth and throat and, rarely, of the esophagus can occur in some patients. Both hoarseness and incidence of candidiasis may be relieved by rinsing the mouth with water and/or brushing the teeth after using the product. Symptomatic mouth and throat candidiasis can be treated with topical anti-fungal therapy



whilst still continuing with the RESPIRO-D.

Pediatric population

Possible systemic effects include Cushing's syndrome, Cushingoid features, adrenal suppression and growth retardation in children and adolescents (see section 4.4). Children may also experience anxiety, sleep disorders and behavioral changes, including hyperactivity and irritability.

Reporting of suspected adverse reactions

Reporting suspected adverse reactions after authorization of the medicinal product is important. It allows continued monitoring of the benefit/risk balance of the medicinal product. Healthcare professionals are asked to report any suspected adverse reactions via the national reporting system.

4.9. Overdose

There are no data available from clinical trials on overdose with salmeterol/fluticasone propionate, however data on overdose with both drugs are given below:

The signs and symptoms of salmeterol overdose are dizziness, increases in systolic blood pressure, tremor, headache and tachycardia. If RESPIRO-D therapy has to be withdrawn due to overdose of the β -agonist component of the drug, provision of appropriate replacement steroid therapy should be considered. Additionally, hypokalemia can occur and therefore serum potassium levels should be monitored. Potassium replacement should be considered.

Acute: Acute inhalation of fluticasone propionate doses in excess of those recommended may lead to temporary suppression of adrenal function. This does not need emergency action as adrenal function is recovered in a few days, as verified by plasma cortisol measurements.

Chronic overdose of inhaled fluticasone propionate: Adrenal reserve should be monitored and treatment with a systemic corticosteroid may be necessary. When stabilized, treatment should be continued with an inhaled corticosteroid at the recommended dose. Refer to section 4.4: risk of adrenal suppression.

In cases of both acute and chronic fluticasone propionate overdose RESPIRO-D therapy should be continued at a suitable dosage for symptom control.

5. PHARMACOLOGICAL PROPERTIES

5.1. Pharmacodynamic properties

Pharmacotherapeutic group: Adrenergics in combination with corticosteroids or other drugs, excl. anticholinergics.

ATC code: R03AK06

Mechanism of action and pharmacodynamic effects:

RESPIRO-D contains salmeterol and fluticasone propionate which have differing modes of action. The respective mechanisms of action of both drugs are discussed below:

Salmeterol:

Salmeterol is a selective long-acting (12 hours) β_2 -adrenoceptor agonist with a long side chain, which binds to the exo-site of the receptor.



Salmeterol produces a longer duration of bronchodilation, lasting for at least 12 hours, than recommended doses of conventional short-acting β_2 agonists.

Fluticasone propionate:

Fluticasone propionate given by inhalation at recommended doses has a glucocorticoid anti-inflammatory action within the lungs, resulting in reduced symptoms and exacerbations of asthma, with less adverse effects than when corticosteroids are administered systemically.

Clinical efficacy and safety

Asthma clinical studies of the combination of salmeterol/fluticasone propionate

A twelve month study (Gaining Optimal Asthma Control, GOAL), in 3416 adult and adolescent patients with persistent asthma, compared the safety and efficacy of salmeterol/fluticasone propionate versus inhaled corticosteroid (Fluticasone Propionate) alone to determine whether the goals of asthma management were achievable. Treatment was stepped up every 12 weeks until ****total control** was achieved or the highest dose of study drug was reached. GOAL showed more patients treated with salmeterol/fluticasone propionate achieved asthma control than patients treated with ICS alone and this control was attained at a lower corticosteroid dose.

**Well-controlled* asthma was achieved more rapidly with salmeterol/fluticasone propionate than with ICS alone. The time on treatment for 50% of subjects to achieve a first individual *well-controlled* week was 16 days for salmeterol/fluticasone propionate compared to 37 days for the ICS group. In the subset of steroid naive asthmatics, the time to an individual *well-controlled* week was 16 days in the salmeterol/fluticasone propionate treatment compared to 23 days following treatment with ICS.

The overall study results showed:

Percentage of Patients Attaining *Well-Controlled (WC) and **Totally Controlled (TC) Asthma over 12 months				
Pre-Study Treatment	Salmeterol/FP		FP	
	WC	TC	WC	TC
No inhaled corticosteroid (Short acting beta agonist –SABA-alone)	78%	50%	70%	40%
Low dose inhaled corticosteroid (≤ 500 microgram BDP or equivalent/day)	75%	44%	60%	28%
Medium dose inhaled corticosteroid (>500 -1000 microgram BDP or equivalent/day)	62%	29%	47%	16%
Pooled results across the 3 treatment levels	71%	41%	59%	28%

*Well-controlled asthma; less than or equal to 2 days with symptom score greater than 1 (symptom score 1 defined as 'symptoms for one short period during the day'), SABA use on less than or equal to 2 days and less than or equal to 4 occasions/week, greater than or equal to 80% predicted morning peak expiratory flow, no night-time awakenings, no exacerbations and no side effects enforcing a change in therapy.

**Total control of asthma; no symptoms, no SABA use, greater than or equal to 80% predicted morning peak expiratory flow, no night-time awakenings, no exacerbations and no side effects enforcing a change in therapy.

The results of this study suggest that salmeterol/fluticasone propionate 50/100 micrograms b.i.d. may be considered as initial maintenance therapy in patients with moderate persistent asthma for whom rapid control of asthma is deemed essential (see section 4.2).



A double-blind, randomized, parallel group study in 318 patients with persistent asthma aged ≥ 18 years evaluated the safety and tolerability of administering two inhalations twice daily (double dose) of salmeterol/fluticasone propionate for two weeks. The study showed that doubling the inhalations of each strength of salmeterol/fluticasone propionate for up to 14 days resulted in a small increase in beta-agonist-related adverse events (tremor; 1 patient [1%] vs. 0, palpitations; 6 [3%] vs. 1 [$<1\%$], muscle cramps; 6[3%] vs. 1 [$<1\%$]) and a similar incidence of inhaled corticosteroid related adverse events (e.g. oral candidiasis; 6 [6%] vs. 16 [8%], hoarseness; 2 [2%] vs. 4 [2%]) compared to one inhalation twice daily. The small increase in beta-agonist-related adverse events should be taken into account if doubling the dose of salmeterol/fluticasone propionate is considered by the physician in adult patients requiring additional short-term (up to 14 days) inhaled corticosteroid therapy.

Salmeterol/Fluticasone propionate COPD clinical trials

TORCH (TOWARDS a Revolution in COPD Health) was a 3-year study to assess the effect of treatment with Salmeterol/Fluticasone propionate 50/500 micrograms twice daily, salmeterol 50 micrograms twice daily, fluticasone propionate (FP) 500 micrograms twice daily or placebo on all-cause mortality in patients with COPD. COPD patients with a baseline (pre-bronchodilator) FEV₁ $<60\%$ of predicted normal were randomized to double-blind medication. During the study, patients were permitted usual COPD therapy with the exception of other inhaled corticosteroids, long-acting bronchodilators and long-term systemic corticosteroids. Survival status at 3 years was determined for all patients regardless of withdrawal from study medication. The primary endpoint was reduction in all cause mortality at 3 years for salmeterol/fluticasone propionate vs Placebo.

	Placebo N=1524	Salmeterol 50 mcg N=1521	FP 500 mcg N = 1534	Salmeterol/Fluticasone propionate 50/500 mcg N = 1533
All cause mortality at 3 years				
Number of deaths (%)	231 (15.2%)	205 (13.5%)	246 (16%)	193 (12.6%)
Hazard Ratio vs Placebo (CIs)	N/A	0.879 (0.73, 1.06)	1.060 (0.89, 1.27)	0.825 (0.68, 1)
p value		0.18	0.525	0.052 ¹
Hazard Ratio Salmeterol/Fluticasone propionate 50/500 vs components (CIs)	N/A	0.932 (0.77, 1.13)	0.774 (0.64, 0.93)	N/A
p value		0.481	0.007	
1. Non-significant P value after adjustment for 2 interim analyses on the primary efficacy comparison from a log-rank analysis stratified by smoking status				

There was a trend towards improved survival in subjects treated with Salmeterol/Fluticasone propionate compared with placebo over 3 years however this did not achieve the statistical significance level of $p \leq 0.05$.

The percentage of patients who died within 3 years due to COPD-related causes was 6% for placebo, 6.1% for salmeterol, 6.9% for FP and 4.7% for salmeterol/fluticasone propionate.



The mean number of moderate to severe exacerbations per year was significantly reduced with salmeterol/fluticasone propionate as compared with treatment with salmeterol, FP and placebo (mean rate in the salmeterol/fluticasone propionate group 0.85 compared with 0.97 in the salmeterol group, 0.93 in the FP group and 1.13 in the placebo). This translates to a reduction in the rate of moderate to severe exacerbations of 25% (95% CI: 19% to 31%; $p<0.001$) compared with placebo, 12% compared with salmeterol (95% CI: 5% to 19%, $p=0.002$) and 9% compared with FP (95% CI: 1% to 16%, $p=0.024$). Salmeterol and FP significantly reduced exacerbation rates compared with placebo by 15% (95% CI: 7% to 22%; $p<0.001$) and 18% (95% CI: 11% to 24%; $p<0.001$) respectively.

Health Related Quality of Life, as measured by the St George's Respiratory Questionnaire (SGRQ) was improved by all active treatments in comparison with placebo. The average improvement over three years for Salmeterol/Fluticasone propionate compared with placebo was -3.1 units (95% CI: -4.1 to -2.1; $p<0.001$), compared with salmeterol was -2.2 units ($p<0.001$) and compared with FP was -1.2 units ($p=0.017$). A 4-unit decrease is considered clinically relevant.

The estimated 3-year probability of having pneumonia reported as an adverse event was 12.3% for placebo, 13.3% for salmeterol, 18.3% for FP and 19.6% for Salmeterol/Fluticasone propionate (Hazard ratio for Salmeterol/Fluticasone propionate vs placebo: 1.64, 95% CI: 1.33 to 2.01, $p<0.001$). There was no increase in pneumonia related deaths; deaths while on treatment that were adjudicated as primarily due to pneumonia were 7 for placebo, 9 for salmeterol, 13 for FP and 8 for salmeterol/fluticasone propionate. There was no significant difference in probability of bone fracture (5.1% placebo, 5.1% salmeterol, 5.4% FP and 6.3% Salmeterol/Fluticasone propionate; Hazard ratio for salmeterol/fluticasone propionate vs placebo: 1.22, 95% CI: 0.87 to 1.72, $p=0.248$).

Placebo-controlled clinical trials, over 6 and 12 months, have shown that regular use of salmeterol/fluticasone propionate 50/500 micrograms improves lung function and reduces breathlessness and the use of relief medication.

Studies SCO40043 and SCO100250 were randomized, double-blind, parallel-group, replicate studies comparing the effect of salmeterol/fluticasone propionate 50/250 micrograms (a dose not licensed for COPD treatment in the European Union) with salmeterol 50 micrograms on the annual rate of moderate/severe exacerbations in subjects with COPD with FEV₁ less than 50% predicted and a history of exacerbations. Moderate/ severe exacerbations were defined as worsening symptoms that required treatment with oral corticosteroids and/or antibiotics or in-patient hospitalization.

The trials had a 4 week run-in period during which all subjects received open-label salmeterol/FP 50/250 mcg to standardize COPD pharmacotherapy and stabilize disease prior to randomization to blinded study medication for 52 weeks. Subjects were randomized 1:1 to salmeterol/ FP 50/250 mcg (total ITT n=776) or salmeterol (total ITT n=778). Prior to run-in, subjects discontinued use of previous COPD medications except short-acting bronchodilators. The use of concurrent inhaled long-acting bronchodilators (beta₂ agonist and anticholinergic), ipratropium/salbutamol combination products, oral beta₂ agonists, and theophylline preparations were not allowed during the treatment period. Oral corticosteroids and antibiotics were allowed for the acute treatment of COPD exacerbations with specific guidelines for use. Subjects used salbutamol on an as-needed basis throughout the studies.

The results of both studies showed that treatment with salmeterol/fluticasone propionate 50/250 mcg resulted in a significantly lower annual rate of moderate/severe COPD exacerbations compared with salmeterol (SCO40043: 1.06 and 1.53 per subject per year, respectively, rate ratio of 0.7, 95% CI: 0.58 to 0.83, $p<0.001$; SCO100250: 1.1 and 1.59 per subject per year, respectively, rate ratio of 0.7,



95% CI: 0.58 to 0.83, $p < 0.001$). Findings for the secondary efficacy measures (time to first moderate/severe exacerbation, the annual rate of morning exacerbations requiring oral corticosteroids, and pre-dose FEV₁) significantly favored salmeterol/fluticasone propionate 50/250 micrograms over salmeterol. Adverse event profiles were similar with the exception of a higher incidence of pneumonias and known local side effects (candidiasis and dysphonia) in the salmeterol/fluticasone propionate 50/250 micrograms group compared with salmeterol. Pneumonia-related events were reported for 55 (7%) subjects in the salmeterol/fluticasone propionate 50/250 micrograms group and 25 (3%) in the salmeterol group. The increased incidence of reported pneumonia with salmeterol/fluticasone propionate 50/250 micrograms appears to be of similar magnitude to the incidence reported following treatment with salmeterol/fluticasone propionate 50/500 micrograms in TORCH.

Asthma

The Salmeterol Multi-center Asthma Research Trial (SMART)

The Salmeterol Multi-center Asthma Research Trial (SMART) was a 28-week study that evaluated the safety of salmeterol compared to placebo added to usual therapy in adult and adolescent subjects. Although there were no significant differences in the primary endpoint of the combined number of respiratory-related deaths and respiratory-related life-threatening experiences, the study showed a significant increase in asthma-related deaths in patients receiving salmeterol (13 deaths out of 13,176 patients treated with salmeterol versus 3 deaths out of 13,179 patients on placebo). The study was not designed to assess the impact of concurrent inhaled corticosteroid use, and only 47% of subjects reported inhaled glucocorticosteroid use at baseline.

Safety and efficacy of salmeterol/fluticasone propionate versus fluticasone propionate alone in asthma

Two multi-center 26-week studies were conducted to compare the safety and efficacy of salmeterol/fluticasone propionate versus FP alone, one in adult and adolescent subjects (AUSTRI trial), and the other in pediatric subjects 4-11 years of age (VESTRI trial). For both studies, enrolled subjects had moderate to severe persistent asthma with history of asthma-related hospitalization or asthma exacerbation in the previous year. The primary objective of each study was to determine whether the addition of LABA (long acting β agonist) to ICS therapy (salmeterol/fluticasone propionate) was non-inferior to ICS (inhaled corticosteroid) (fluticasone propionate) alone in terms of the risk of serious asthma related events (asthma-related hospitalization, endotracheal intubation, and death). A secondary efficacy objective of these studies was to evaluate whether ICS/LABA (salmeterol/fluticasone propionate) was superior to ICS therapy alone (fluticasone propionate) in terms of severe asthma exacerbation (defined as deterioration of asthma requiring the use of systemic corticosteroids for at least 3 days or an in-patient hospitalization or emergency department visit due to asthma that required systemic corticosteroids).

A total of 11,679 and 6,208 subjects were randomized and received treatment in the AUSTRI and VESTRI trials, respectively. For the primary safety endpoint, non-inferiority was achieved for both trials (see Table below).

Serious Asthma-Related Events in the 26-Week AUSTRI and VESTRI Trials

	AUSTRI		VESTRI	
	Salmeterol-Fluticasone propionate (n = 5,834)	Fluticasone propionate alone (n = 5,845)	Salmeterol-Fluticasone propionate (n = 3,107)	Fluticasone propionate alone (n = 3,101)
Composite endpoint	34 (0.6%)	33 (0.6%)	27 (0.9%)	21 (0.7%)



(Asthma-related hospitalization, endotracheal intubation, or death)				
Salmeterol- Fluticasone propionate / Fluticasone propionate Hazard ratio (95% CI)	1.029 (0.638-1.662) ^a		1.285 (0.726-2.272) ^b	
Death	0	0	0	0
Asthma-related hospitalisation	34	33	27	21
Endotracheal intubation	0	2	0	0

^a If the resulting upper 95% CI estimate for the relative risk was less than 2.0, then non-inferiority was concluded.

^b If the resulting upper 95% CI estimate for the relative risk was less than 2.675, then non-inferiority was concluded.

For the secondary efficacy endpoint, reduction in time to first asthma exacerbation for salmeterol-FP relative to FP was seen in both studies, however only AUSTRI met statistical significance:

	AUSTRI		VESTRI	
	Salmeterol-Fluticasone propionate (n = 5,834)	Fluticasone propionate alone (n = 5,845)	Salmeterol-Fluticasone propionate (n = 3,107)	Fluticasone propionate alone (n = 3,101)
Number of subjects with an asthma exacerbation	480 (8%)	597 (10%)	265 (9%)	309 (10%)
Salmeterol- Fluticasone propionate / Fluticasone propionate Hazard ratio (95% CI)	0.787 (0.698, 0.888)		0.859 (0.729, 1.012)	

Pediatric population

In trial SAM101667, in 158 children aged 6 to 16 years with symptomatic asthma, the combination of salmeterol/fluticasone propionate is equally efficacious to doubling the dose of fluticasone propionate regarding symptom control and lung function. This study was not designed to investigate the effect on exacerbations.

In a 12 week trial of children aged 4 to 11 years (n=257) treated with either salmeterol/fluticasone propionate 50/100 mcg or salmeterol (50 mcg) + fluticasone propionate (100 mcg) both twice daily, both treatment arms experienced a 14% increase in peak expiratory flow rate as well as improvements in symptom score and rescue salbutamol use. There were no differences between the 2 treatment arms. There were no differences in safety parameters between the two treatment arms.

In a 12 week trial of children 4 to 11 years of age (n=203) randomized in a parallel-group study with persistent asthma and who were symptomatic on inhaled corticosteroid, safety was the primary objective. Children received either salmeterol/fluticasone propionate (50/100 mcg) or fluticasone propionate (100 mcg) alone twice daily. Two children on salmeterol/fluticasone propionate and 5 children on fluticasone propionate withdrew because of worsening asthma. After 12 weeks no children in either treatment arm had abnormally low 24 hour urinary cortisol excretion. There were no other differences in safety profile between the treatment arms.

Fluticasone propionate containing medications in asthma during pregnancy

An observational retrospective epidemiological cohort study utilizing electronic health records from the United Kingdom was conducted to evaluate the risk of major congenital malformation (MCM) following first trimester exposure to inhaled fluticasone propionate alone and salmeterol/fluticasone propionate relative to non-fluticasone propionate containing ICS. No placebo comparator was included in this study.

Within the asthma cohort of 5362 first trimester ICS-exposed pregnancies, 131 diagnosed MCMs were identified; 1612 (30%) were exposed to fluticasone propionate or salmeterol/fluticasone propionate of which 42 diagnosed MCMs were identified. The adjusted odds ratio for MCMs diagnosed by 1 year was 1.1 (95%CI: 0.5 – 2.3) for fluticasone propionate exposed vs non- fluticasone propionate ICS exposed women with moderate asthma and 1.2 (95%CI: 0.7 – 2) for women with considerable to severe asthma. No difference in the risk of MCMs was identified following first trimester exposure to fluticasone propionate alone versus salmeterol/ fluticasone propionate. Absolute risks of MCM across the asthma severity strata ranged from 2 to 2.9 per 100 fluticasone propionate-exposed pregnancies which is comparable to results from a study of 15,840 pregnancies unexposed to asthma therapies in the General Practice Research Database (2.8 MCM events per 100 pregnancies).

5.2. Pharmacokinetic properties

General properties

For pharmacokinetic purposes, each component can be considered separately.

Salmeterol:

Salmeterol acts locally in the lung therefore plasma levels are not an indication of therapeutic effects. In addition, there are only limited data available on the pharmacokinetics of salmeterol because of the technical difficulty of assaying the drug in plasma due to the low plasma concentrations at therapeutic doses (approximately 200 picograms/ml or less) achieved after inhaled dosing.

Absorption:

No data available.

Distribution:

No data available.

Biotransformation:

No data available.

Elimination:

No data available.

Linearity/nonlinearity:

No data available.

Fluticasone propionate:

Absorption:

The absolute bioavailability of a single dose of inhaled fluticasone propionate in healthy volunteers varies between approximately 5-11% of the nominal dose depending on the inhalation device used. In



patients with asthma, a lesser degree of systemic exposure to inhaled fluticasone propionate has been observed.

Systemic absorption occurs mainly through the lungs and is initially rapid then prolonged. The remainder of the inhaled dose may be swallowed but contributes minimally to systemic exposure due to the low aqueous solubility and pre-systemic metabolism, resulting in oral availability of less than 1%. There is a linear increase in systemic exposure with increasing inhaled dose.

Distribution:

The kinetics of fluticasone propionate is characterized by high plasma clearance (1150 ml/min), a large volume of distribution at steady state (approximately 300 L) and a terminal half-life of approximately 8 hours.

Plasma protein binding rate is 91%.

Biotransformation:

Fluticasone propionate is metabolized to an inactive carboxylic acid metabolite, by the cytochrome P450 enzyme CYP3A4.

Elimination:

Fluticasone propionate is cleared very rapidly from the systemic circulation. The renal clearance of fluticasone propionate is negligible. Less than 5% of the dose is excreted in urine, mainly as metabolites. The main part of the dose is excreted as feces as metabolites and unchanged drug.

Other unidentified metabolites are also determined in the feces.

Linearity/nonlinearity:

No data available.

Characteristics in special populations:

Renal/Hepatic impairment

No data available.

Pediatric population:

In a population pharmacokinetic analysis utilizing data from 9 controlled clinical trials with different devices (metered dry powder inhaler) that included 350 patients with asthma aged 4 to 77 years (174 patients 4 to 11 years of age) higher fluticasone propionate systemic exposure following treatment with salmeterol/fluticasone propionate 50/100 mcg via dry powder inhaler compared to fluticasone propionate 100 mcg via dry powder inhaler were seen.

Geometric Mean Ratio (Confidence Interval - 90% CI] for the salmeterol/fluticasone propionate vs. fluticasone propionate via dry powder inhaler comparison in children and adolescent/adult populations

<i>Treatment (test vs. ref)</i>	<i>Population</i>	<i>AUC</i>	<i>C_{max}</i>
Salmeterol/Fluticasone propionate (50/100 mcg) dry powder inhaler Fluticasone propionate (100 mcg) dry powder inhaler	Children (4–11 years)	1.20 (1.06 – 1.37)	1.25 (1.11 – 1.41)
Salmeterol/Fluticasone propionate (50/100 mcg) dry powder inhaler	Adolescent/Adult (≥12 years)	1.52 (1.08 – 2.13)	1.52 (1.08 – 2.16)



Fluticasone propionate (100 mcg) dry powder inhaler			
---	--	--	--

The effect of 21 days of treatment with salmeterol/fluticasone propionate 25/50 mcg (2 inhalations twice daily with or without a spacer) or salmeterol/fluticasone propionate dry powder inhaler 50/100 mcg (1 inhalation twice daily) was evaluated in 31 children aged 4 to 11 years with mild asthma. Systemic exposure to salmeterol was similar for salmeterol/fluticasone propionate inhaler, salmeterol/fluticasone propionate inhaler with spacer, and salmeterol/fluticasone propionate dry powder inhaler (126 picograms hr/ml [95% CI: 70, 225], 103 picograms hr/ml [95% CI: 54, 200], and 110 picograms hr/ml [95% CI: 55, 219], respectively). Systemic exposure to fluticasone propionate was similar for salmeterol/fluticasone propionate inhaler with spacer (107 picograms hr/ml [95% CI: 45.7, 252.2]) and salmeterol/fluticasone propionate dry powder inhaler (138 picograms hr/ml [95% CI: 69.3, 273.2]), but lower for salmeterol/fluticasone propionate inhaler (24 picograms hr/ml [95% CI: 9.6, 60.2]).

5.3. Preclinical safety data

The only safety concerns for human use derived from animal studies of salmeterol and fluticasone propionate given separately were effects associated with exaggerated pharmacological actions.

In animal reproduction studies, glucocorticosteroids have been shown to induce malformations (cleft palate, skeletal malformations). However, these animal experimental results do not seem to be relevant for man given recommended doses. Animal studies with salmeterol have shown embryofetal toxicity only at high exposure levels. Following co-administration, increased incidences of transposed umbilical artery and incomplete ossification of occipital bone were found in rats at doses associated with known glucocorticoid-induced abnormalities. Neither salmeterol xinafoate or fluticasone propionate have shown any potential for genetic toxicity.

6. PHARMACEUTICAL PARTICULARS

6.1 List of excipients

Lactose monohydrate (Inhalac 230) (produced from bovine milk)
Lactose monohydrate (Lactohale 300) (produced from bovine milk)

Capsule no:3

Hypromellose

6.2. Incompatibilities

Not applicable

6.3 Shelf life

24 months

6.4 Special precautions for storage

Keep at room temperature below 25°C and protect from moisture.

6.5 Nature and contents of container

RESPIRO-D is packed into OPA-Alu-PVC and Aluminum foil blister. Blisters are supplied in carton boxes. Presented as 60 capsules and a monodose dry powder inhaler, in order to provide the required dose in accordance with the purpose of inhaler use, in a cardboard box with package leaflet.



6.6 Special precautions for disposal and other handling of human medicinal products

Any unused medicinal product or waste material should be disposed of in accordance with local requirements.

7. MARKETING AUTHORIZATION HOLDER

DEVA Holding A.Ş.
Halkalı Merkez Mah. Basın Ekspres Cad. No:1
34303 Küçükçekmece - ISTANBUL/TURKEY

8. MARKETING AUTHORIZATION NUMBER

2017/857

9. DATE OF FIRST AUTHORIZATION/RENEWAL OF THE AUTHORIZATION

Date of first authorization : 10.11.2017
Date of last renewal :

10. DATE OF REVISION OF THE TEXT

21.06.2021